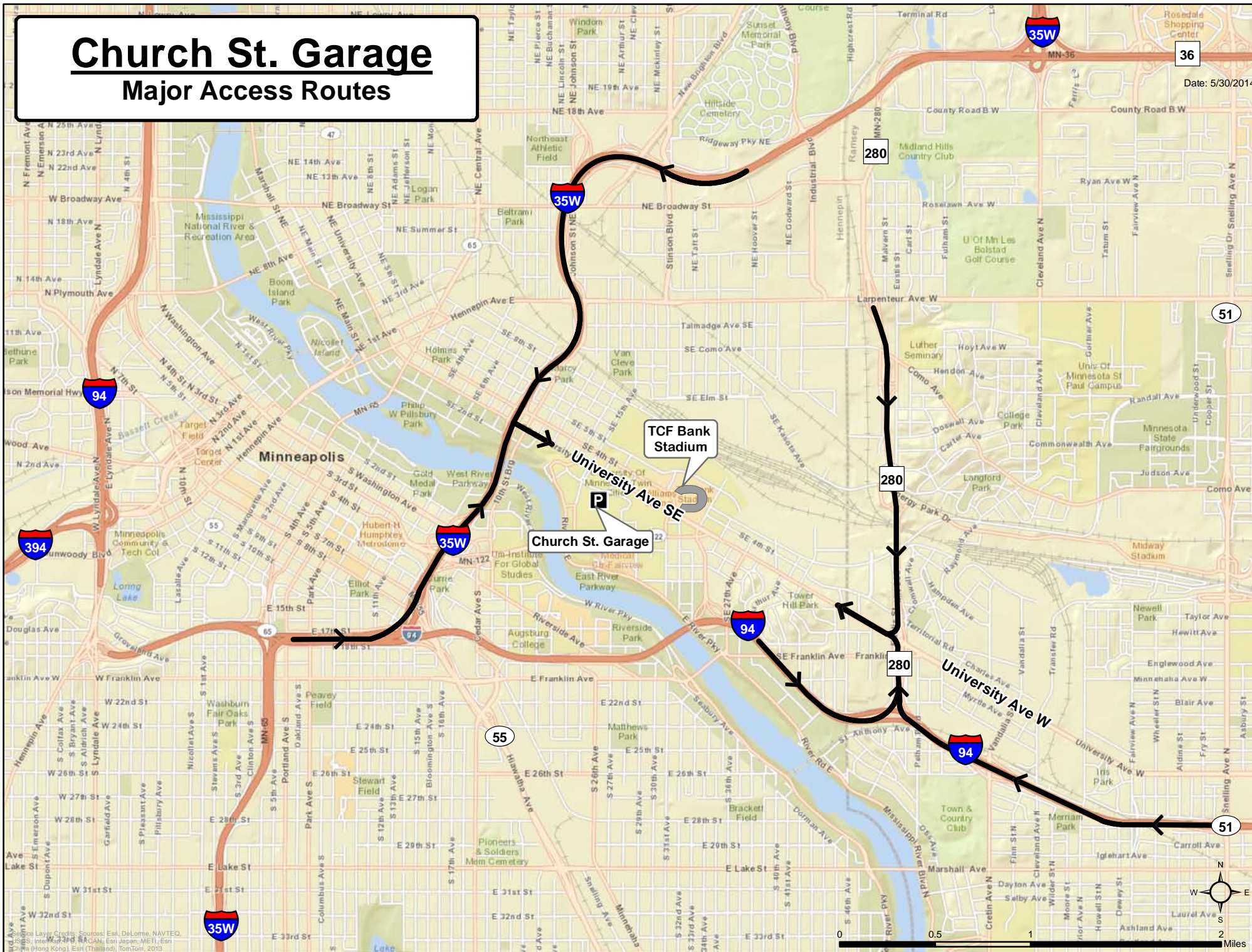


Church St. Garage Major Access Routes

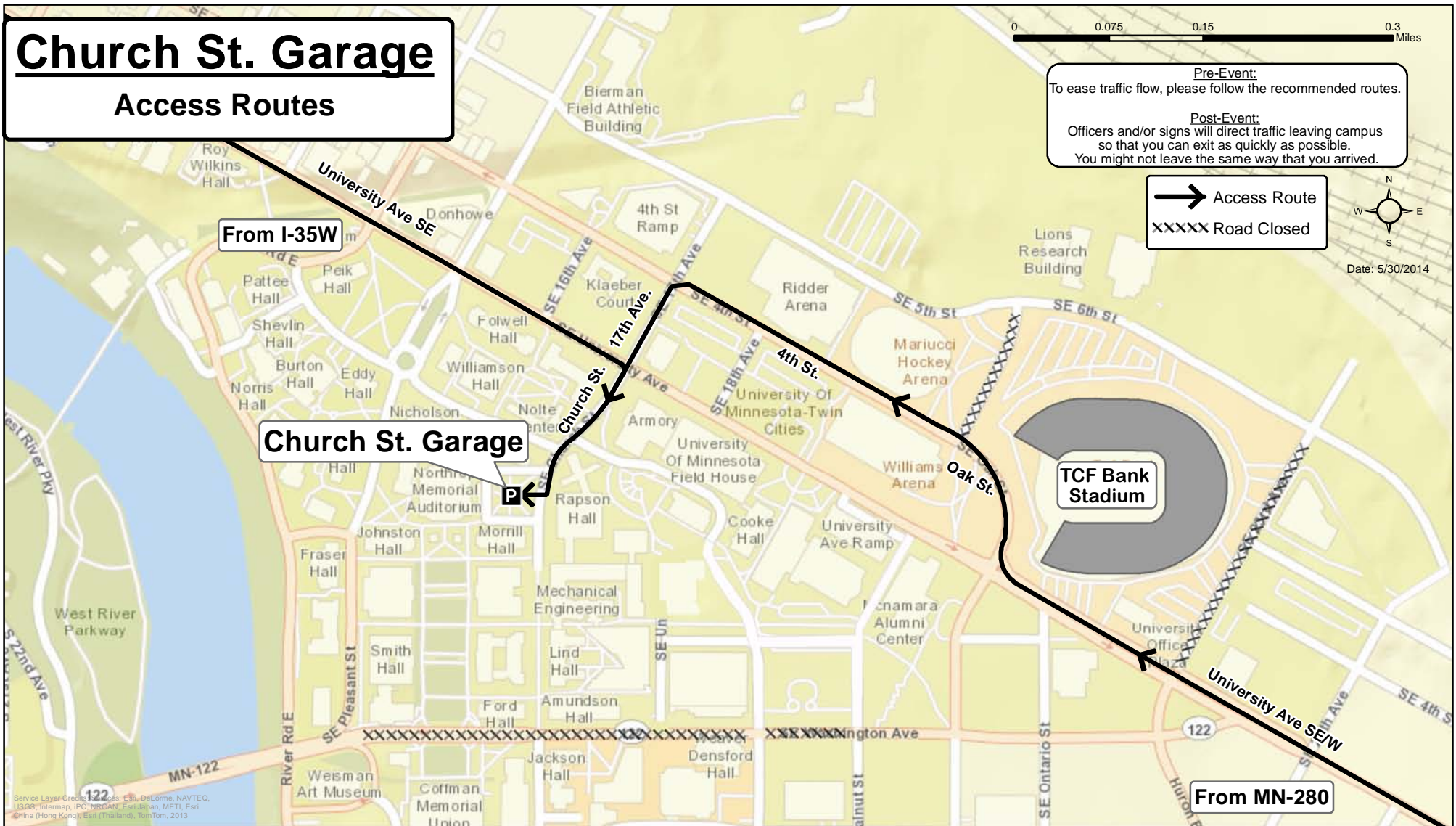
Date: 5/30/2014



Map data © OpenStreetMap contributors, Imagery © Mapbox, © Mapbox, © OpenStreetMap contributors, Imagery © Mapbox, © OpenStreetMap contributors, Imagery © Mapbox

Church St. Garage

Access Routes



- From I-35W Southbound**
1. Exit at University Ave. (Exit 18)
 2. Left at University Ave.
 3. Right at Church St.
 4. Right into Church St. Garage.

- From I-35W Northbound**
1. Exit at University Ave. (Exit 18)
 2. Right at University Ave.
 3. Right at Church St.
 4. Right into Church St. Garage.

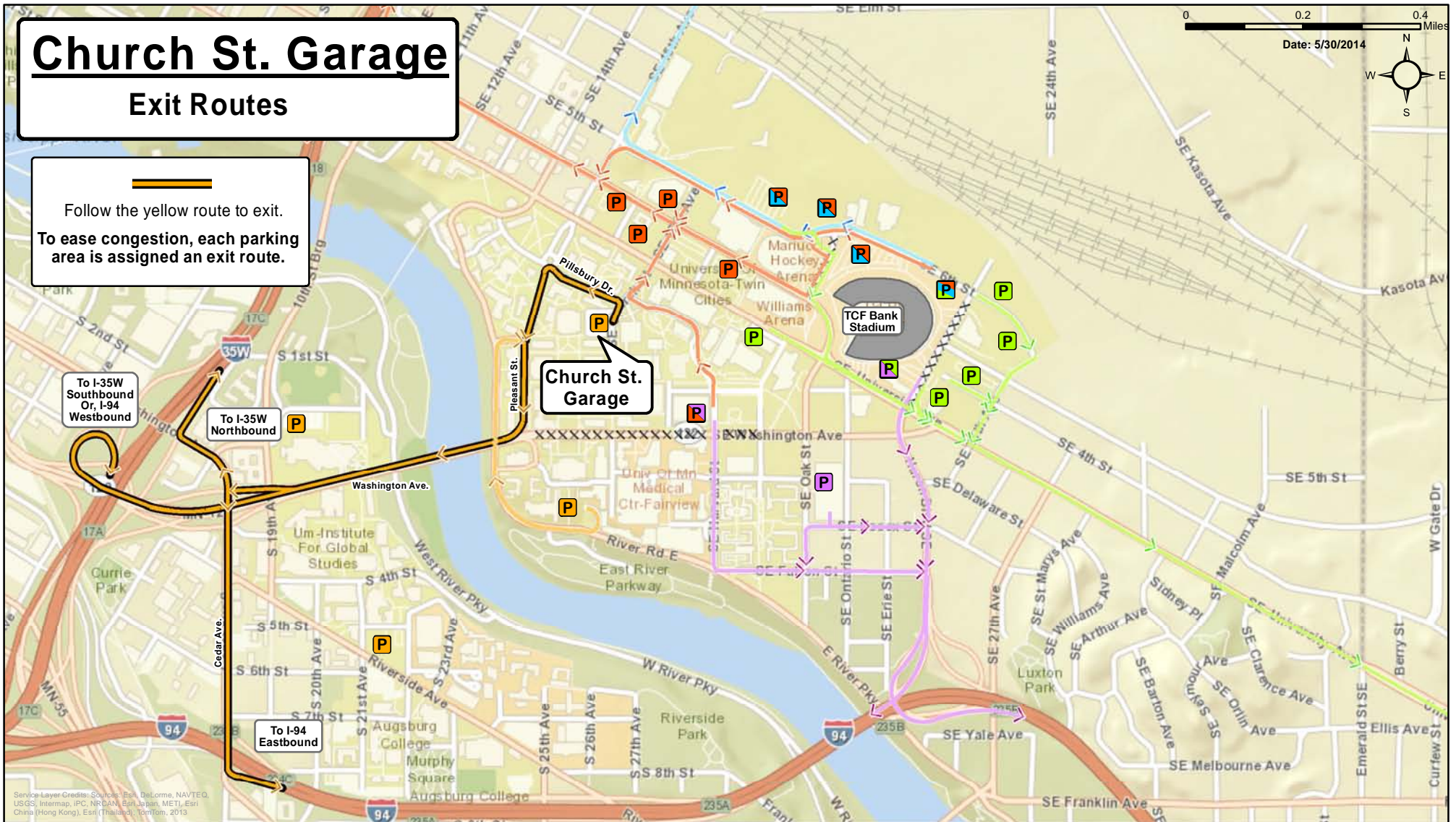
- From MN-280 Southbound**
1. Exit at University Ave.
 2. Right at University Ave.
 3. Right at Oak St., continue on 4th St.
 4. Left at Church St.
 5. Right into Church St. Garage.

- From MN-280 Northbound**
1. Exit at University Ave.
 2. Left at University Ave.
 3. Right at Oak St., continue on 4th St.
 4. Left at Church St.
 5. Right into Church St. Garage.

Church St. Garage

Exit Routes

Follow the yellow route to exit.
To ease congestion, each parking area is assigned an exit route.



To I-35W Southbound

1. Turn left onto Church St.
2. Turn left onto Pillsbury Dr.
3. Turn left onto Pleasant St.
4. Turn right onto Washington Ave.
5. Merge right onto I-35W South

To I-94 Westbound

1. Follow the route to I-35W South
2. Follow signs to I-94 West

To I-35W Northbound

1. Turn left onto Church St.
2. Turn left onto Pillsbury Dr.
3. Turn left onto Pleasant St.
4. Turn right onto Washington Ave.
5. Exit and turn right onto Cedar Ave.
6. Turn right onto I-35W North

To I-94 Eastbound

1. Turn left onto Church St.
2. Turn left onto Pillsbury Dr.
3. Turn left onto Pleasant St.
4. Turn right onto Washington Ave.
5. Exit and turn left onto Cedar Ave.
6. Turn left onto I-94 East

Service Layer Credits: Sources: Esri, DeLorme, NAVTEQ, USGS, Intermap, IPC, NRCAN, Esri Japan, METI, Esri China (Hong Kong), Esri (Thailand), TomTom, 2013